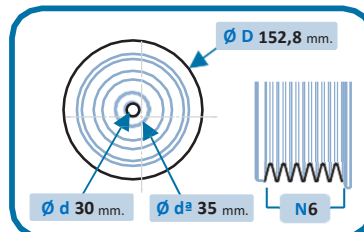


TECHNICAL INFORMATION / INFORMACIÓN TÉCNICA INFORMATIONS TECHNIQUES / INFORMAÇÃO TÉCNICA

17-1020KIT C



ANTI-VIBRATION KIT composed of crankshaft pulley Ref. 17-1020 and alternator pulley Ref. 30-1069

OEM → CITROËN: 0515R0 / 0515T0 / 0515V0 / 0515V4 / 0515V7 / 0515V8 / 0515P8 FORD: 1147683 / 1319519 / 1369546 / 1473366 / 1485765 / 1517975 / 1517976 / 2S6Q6B319AD / 2S6QGB319AA / 2S6QGB319AB / 3M5Q6B319CB / 3M5Q6B319CC VOLVO: 31251290 / 31272289

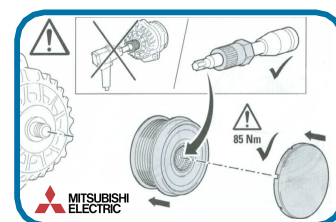
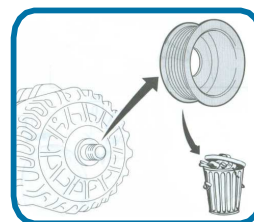
Assembly instruction:

This Crankshaft Pulley has been designed to work with the Overrunning Alternator Pulley Ref. 30-1069.

Failure to assemble the complete KIT will invalidate the warranty of your IJS GROUP product.

Tighten the torque to 130 NM and tighten the screw 180°.

When changing the pulley, respect the direction, change the belts and adjust them to the correct tension.



ES

Instrucciones de montaje:

Esta polea del cigüeñal ha sido diseñada para funcionar con la polea libre del alternador Ref. 30-1069.

No montar el KIT completo invalidará la garantía de su producto IJS GROUP.

Apriete el par a 130 NM y apriete el tornillo 180°.

Al cambiar la polea respetar la dirección, cambiar las correas y ajustarlas a la tensión correcta.

FR

Instructions de montage:

Cette poulie de vilebrequin a été conçue pour fonctionner avec la poulie d'alternateur à roue libre Réf. 30-1069.

Le fait de ne pas assembler le KIT complet annulera la garantie de votre produit IJS GROUP.

Serrez le couple à 130 NM et serrez la vis à 180°.

Lors du changement de poulie, respectez le sens, changez les courroies et réglez-les à la bonne tension.

PT

Instrução de montagem:


Esta polia do virabrequim foi projetada para funcionar com a polia do alternador de ultrapassagem ref. 30-1069.

A não montagem do KIT completo invalidará a garantia do seu produto do GRUPO IJS.

Aperte o torque a 130 NM e aperte o parafuso 180°.

Ao trocar a polia, respeite a direção, troque as correias e ajuste-as na tensão correta.





Vehicle linkage 17-1020KIT C

Aplicación vehículoy 17-1020KIT C

Affectation véhicule 17-1020KIT C

Vinculação do veículo 17-1020KIT C



CITROËN				
BERLINGO / Furgoneta/monovolumen (M_)	1.6 HDI 75 (MB9HW)	75	9HW (DV6BTED4), DV6B	07.2005 - 12.2011
BERLINGO / Furgoneta/monovolumen (M_)	1.6 HDI 90 (MB9HX, MC9HX)	90	9HX (DV6ATED4)	07.2005 - 12.2011
BERLINGO / BERLINGO FIRST Monospace (MF_, GJK_, GFK_)	1.6 HDI 75 (MF9HW, GJ9HWC, GF9HWC, GN9HWC)	75	9HW (DV6BTED4), DV6B	07.2005 - 12.2011
BERLINGO / BERLINGO FIRST Monospace (MF_, GJK_, GFK_)	1.6 HDI 90 (MF9HX)	90	9HX (DV6ATED4)	07.2005 - 05.2008
BERLINGO Furgoneta/monovolumen (B9)	1.6 HDi 110	109	9HZ (DV6TED4)	04.2008 -
BERLINGO Furgoneta/monovolumen (B9)	1.6 HDi 90 16V	90	9HS (DV6TED4BU), 9HX (DV6AUTED4)	04.2008 -
BERLINGO MULTISPACE (B9)	1.6 HDi 110	109	9HZ (DV6TED4)	04.2008 -
BERLINGO MULTISPACE (B9)	1.6 HDi 90	92	9HJ (DV6DTEDM), 9HP (DV6DTE)	07.2010 -
BERLINGO MULTISPACE (B9)	1.6 HDi 90	90	9HV (DV6TED4B), 9HX (DV6ATED4)	04.2008 -
C3 I (FC_, FN_)	1.4 16V HDi	90	8HY (DV4TED4)	02.2002 -
C3 I (FC_, FN_)	1.4 HDi	68	8HX (DV4TD), 8HZ (DV4TD)	02.2002 -



CITROËN				
C3 I (FC_, FN_)	1.6 16V HDi	109	9HZ (DV6TED4)	09.2005 -
C3 I (FC_, FN_)	1.6 16V HDi	90	9HX (DV6ATED4)	10.2005 -
C3 II (SC_)	1.4 HDi 70	68	8HR (DV4C), 8HZ (DV4TD)	11.2009 -
C3 II (SC_)	1.6 HDi 110	112	9HR (DV6C)	11.2009 -
C3 PICASSO (SH_)	1.6 HDi	109	9HZ (DV6TED4)	02.2009 -
C3 PICASSO (SH_)	1.6 HDi	90	9HX (DV6ATED4)	02.2009 -
C3 Pluriel (HB_)	1.4 HDi	68	8HX (DV4TD)	04.2004 -
C4 Coupé (LA_)	1.6 HDi	109	9HY (DV6TED4), 9HZ (DV6TED4)	11.2004 - 07.2011
C4 Coupé (LA_)	1.6 HDi	90	9HX (DV6ATED4)	11.2004 - 07.2011
C4 GRAND PICASSO I (UA_)	1.6 HDi	109	9HY (DV6TED4), 9HZ (DV6TED4)	10.2006 - 06.2011
C4 I (LC_)	1.6 HDi	109	9HY (DV6TED4), 9HZ (DV6TED4)	11.2004 - 07.2011
C4 I (LC_)	1.6 HDi	90	9HX (DV6ATED4)	11.2004 - 07.2011
C4 I Sedán	1.6 HDi	109	9HY (DV6TED4), 9HZ (DV6TED4)	07.2006 - 07.2011
C4 PICASSO I Monospace (UD_)	1.6 HDi	109	9HY (DV6TED4), 9HZ (DV6TED4)	02.2007 - 08.2013